

SPORT WAVESPORT 2006 2006
SPORT WAVESPORT WAVESPORT
SPORT WAVESPORT WAVESPORT
PERFORMANCE COMFORT STYLE
SPORT WAVESPORT WAVESPORT
SPORT WAVESPORT.COM



WAVESPORT
2006 2006
WAVESPORT
2006 2006
WAVESPORT
WAVESPORT
2006 2006
PERFORMANCE
COMFORT
STYLE STYLE
WAVESPORT
WAVESPORT
2006 2006

WAVE  SPORT

IT'S MORE THAN
THE PERFECT WAVE
OR THE
CLEANEST WATERFALL;



© Deb Pinniger

COVER: Bryan Kirk, flying high in a Project 52 at the 'proving ground', Buseater wave, Ottawa river.

© Robert Peerson

It's also about the journey. Whether it be jamming to your local spot before or after work, taking a once in a lifetime trip to Bhutan, or a weekend trip with your buds to the same class III river you've done a hundred times; kayaking is about the journey. Try to explain this to a non-kayaker and you can't. As kayakers, we cherish memories of the journey and the relationships founded on our common goal (and sometimes common struggle). It's a feeling that only a kayaker knows. It is both our unique connection to whitewater and the long road leading to and from the river that brings us together. At Wave Sport we understand and deeply cherish the Journey; we take great pride in providing you with the best, most versatile tools possible to help you on your way.



IT'S ABOUT
THE JOURNEY..

WAVESPORT
IT'S ABOUT
THE JOURNEY..
WAVESPORT
IT'S ABOUT
THE JOURNEY..
WAVESPORT
IT'S ABOUT
THE JOURNEY..
WAVESPORT
IT'S ABOUT
THE JOURNEY..

FIT GUIDE

QUICK GUIDE TO CHOOSING A KAYAK

When it comes to kayaking, choosing a boat is the most important decision you'll make. Finding a boat that is comfortable, proportional, and matches the style of paddling you plan to do will lay a foundation for journeys that lie ahead. This information is intended to educate you about various styles of whitewater kayaks in order to help you make a more informed decision when choosing one to suit your needs.

PERFORMANCE

COMFORT.

STYLE







Tanya Shuman



WHICH BOAT IS RIGHT FOR YOU?

There are four boat styles of whitewater kayaking that most paddlers pursue; freestyle, river play, river running and creekboating. Most whitewater paddlers have two to four kayaks based around these categories. It's important to keep in mind that these categories overlap one another. Your skill level, body type, weight, conditioning and personal style will affect the suitability of any particular design for you. Remember, they all float

FOUR GENERAL STYLES TO CHOOSE FROM:

	BOATS	WHO PADDLES THESE BOATS?
 <p>FREESTYLE: Freestyle kayaking is based around performing tricks in rapids as opposed to simply negotiating them. It also includes 'park and play' kayaking, where a paddler will stay at one spot on the river and perform tricks. Whitewater parks typically offer rapids optimized for freestyle kayaking. Boats in this category have specialized hulls similar to surfboards, allowing them to 'surf' river features such as waves and hydraulics. Freestyle boats are short (typically 5 to 6 feet long) and have most of their volume concentrated around the center of the boat.</p>	ZG theProject	You look at the river like a skatepark. You're not looking to just go from point A to B, but instead are looking for where to throw the next big trick.
 <p>RIVER PLAY: This style of paddling involves negotiating moderately difficult rapids while still looking for spots to 'play' along the way. Boats in this category are essentially playboats with training wheels. They are slightly longer than full-on playboats. Designed to be less aggressive than a full-on playboat in exchange for a more forgiving nature while negotiating rapids. Excellent for beginner to intermediate paddlers looking to become playboaters. Also great for more advanced paddlers who want a playful design that will run moderately difficult rapids.</p>	EZG EZ X Z	You want a design that will help you learn the freestyle tricks but will also be forgiving when you are running moderately difficult rapids.
 <p>RIVER RUNNING: Going from point A to point B down a stretch of rapids. The focus here is on successful negotiation through rapids, as opposed to performing tricks along the way. These boats are easy to paddle, easy to roll and have enough length and volume to negotiate difficult rapids (typically 7 to 9 feet long). If you were to have one boat for everything, this would be the style you would want.</p>	Diesel	If you were to have just one boat for everything, this would be the one.
 <p>CREELING: Going from point A to point B through extremely difficult rapids, including waterfalls, slides, technical rapids, and big volume rapids. Most paddlers start 'creeking' by river running on less difficult rapids and working their way up to more difficult rapids as their skills improve. Boats in this category are essentially River Running boats optimized for safety and performance in 'extreme' whitewater.</p>	New Creek Y	Your running rapids at the limit of your abilities and want the safest boat available that is optimized for extreme whitewater.

FIT GUIDE

EVALUATING YOUR OPTIONS The first thing to remember is this: any boat you fit in is an option. Your personal dimensions, such as foot size, inseam, thigh and hip size affect your ability to get inside a boat. This is especially true when choosing a playboat or river running playboat, since these boats are smaller and therefore have less overall room for your lower body to fit inside.

OUTFITTING The adjustability of a kayaks outfitting (foot braces, thigh hooks, seat, hip pads and backband) is a huge factor when it comes to getting inside a boat and being comfortable. Make sure to adjust the outfitting when trying out different boats. Each person is unique, and good outfitting allows for maximal adjustment to match an individual's dimensions. What may seem like an uncomfortable fit at first can quickly become perfect with some adjustment to the outfitting. A well outfitted boat should fit like a good pair of running shoes; snug and free of pressure points.

WEIGHT Recommended weight ranges for each boat are based around paddler weight, kayak volume, and intended use. Within the weight range for a particular model, the boat will perform as designed, but of course performance will still vary based on your weight. If you are above or below the recommended weight range, this doesn't mean you can't paddle the boat, but it might not perform as intended per the design goals.







VOLUME All Wave Sport boats indicate volume in gallons (for example, the Diesel 65 has 65 gallons of volume, the Project 45 has 45 gallons of volume, and so on). Volume is the amount of air inside the kayak. It is the one measurement you can't easily get yourself, and is good to know for comparison purposes. All of our volumes are accurately measured, but don't assume all kayak companies do the same.

THE BOTTOM LINE IS: HOW DOES IT FEEL?

It's not just about doing a trick, or running a rapid. All the boats out there can DO the same basic things. The question is, how does a boat FEEL when your surfing a wave, peeling out of an eddy, or paddling through a big rapid? Our goal is to design boats that go beyond 'capable'. Wave Sport is committed to creating boats that interact with the water, and you, in a unique way.

REMEMBER Take the information you've learned here, go to your local Wave Sport dealer and try out some boats! That's really your best bet for determining which one(s) are suited for you. Your goal should be to find a boat that is comfortable and matches the style of paddling you plan to do.



color availability	boat category	model	volume (gal)	paddler weight range	length	width	depth	boat weight	
<p>all boats (except Flyer):</p> 		Project 45	45	80-140 lbs.	5'11"	24.25"	12"	30 lbs.	
		Project 52	52	130-190 lbs.	6'1"	25"	12.75"	31 lbs.	
		Project 62	62	180-240 lbs.	6'4"	25.75"	13.75"	32 lbs.	
		ZG 48	48	100-180 lbs.	6'4"	24.5"	11.75"	31 lbs.	
		ZG 54	54	140-220 lbs.	6'6"	25"	12"	33 lbs.	
		Flyer			7'6"	25"	12.5"	30 lbs.	
	<p>Flyer color availability:</p> 		EZG 42	42	80-140 lbs.	6'6"	24"	11.5"	31 lbs.
			EZG 50	50	130-190 lbs.	6'7"	25"	12.5"	32 lbs.
			EZG 60	60	180-240 lbs.	6'9"	25.75"	13"	33 lbs.
			EZ	47	120-200 lbs.	6'9"	25"	12"	35 lbs.
Big EZ			51	140-240 lbs.	7'	26"	13"	37 lbs.	
Super EZ			62	160-280 lbs.	7'	27"	13"	39 lbs.	
X			56	100-220 lbs.	8'	25"	12"	38 lbs.	
Z			63	140-260 lbs.	8'8"	26"	12"	41 lbs.	
	Diesel 65	65	100-200 lbs.	7'6"	25"	12.5"	39 lbs.		
	Diesel 75	75	140-240 lbs.	8'	25.5"	12.75"	41 lbs.		
	Y	73	140-280 lbs.	8'2"	25"	13"	43 lbs.		
		New Creeker	Coming summer 2006!						

PROJECT

THE PROJECT

the

PROJECT




Luke Hopkins gives a nice 'aerial' view of the Project (and our newest color) on Summersville Lake, WV. When the rivers are dry, jet-ski tow-ins are good practice for big wave moves.

Ben Guska



The PROJECT received Paddler & Kayak Magazine's "Best New Playboat" award.





Nico Chassing
inverts his ZG on
the Zambezi River,
Africa. If you ever
visit the Zambezi,
make sure to stop
by "Nicos Pizza"
place after you run
the river.





BEFORE THE ZG, playboats were either slow and bouncy, or fast but stuck to the surface. The ZG compromises nothing in the quest for air. By reducing hull rocker and adding side-cut rocker and rails, ZG achieves maximum speed, carvability and bounce. This boat opens inverted aerials to the smaller features most paddlers typically surf. It lets you carve smaller features, surf smaller waves and it's brilliant volume distribution grants ownership of the airspace above your favorite loop hole.

Smooth, simple lines make for **BUTTERY SMOOTH INITIATION** WHETHER YOUR **BLUNTING, LOOPING OR CARTWHEELING.**

After two years of proven performance, the ZG still sits at the top of the performance charts. It's a great complement to the Project series. Now there are five high performance Wave Sport playboats to choose from!



48



54



EZG



Female paddling icon Tanya Shuman throws some spray at skookumchuck, BC in her EZG 42. Tanya has given input on the design of almost every smaller size Wave Sport boat in the line.



COMBINE USER-FRIENDLY RIVER RUNNING FEATURES FOUND IN THE
LEGENDARY EZ SERIES WITH HIGH PERFORMANCE PLAY FEATURES
FROM THE ZERO GRAVITY SERIES AND

ZG WHAT DO YOU GET? ? ?

The next generation of river running playboats,
designed to make everything you love to do in your kayak
easier. River running, surfing, cartwheeling, looping,
squirting and rolling... all optimized in an aesthetically
pleasing design with the latest version of our legendary
F.A.T. outfitting system. **EZ FRIENDLY, ZG PERFORMANCE.**





DIESEL



Tyler Curtis prepares for a pillow-soft landing on the lower Rauma in Norway. This year Tyler paddled more rivers in more countries than most paddlers will run in a lifetime. Dang...lucky!

© Marianne Saether





DO YOU EVER TRY SOMETHING NEW AND SAY TO YOURSELF "THIS JUST FEELS RIGHT"? Well, we do too, and when we designed the Diesel that's exactly what we felt from day one. This boat has surpassed all of our expectations and become an instant classic. Whether you're a total newbie learning to roll or a seasoned expert pushing your limits, the Diesel offers an amazing platform from which to build confidence. Surfing, river running or creeking, the Diesel is ready to roll (and easy to roll for the record!).



65



75



EZ SERIES

NEVER PART

THE FIRST MODERN RIVER RUNNING PLAY BOAT

From accelerating newbies' learning curve to winning the Freestyle World Championships, these boats have done it all. High parting lines won't catch edges; progressive rocker won't pearl; unique volume distribution encourages learning every playboating move out there with confidence



AN INDISPUTABLE PERFORMER AT A GREAT PRICE.



THE
EZ SERIES
HAS NOTHING LEFT
TO PROVE.



X AND Z.

X, Y AND Z

The first "modern" river-running playboats designed to get you down the river with ease and take advantage of every playsport. X and Z spawned the "new school" kayak movement with revolutionary performance that combines comfort, ease of use and unbeatable value.



AND SOMETIMES Y.

The original Wave Sport creeker that still holds it's own, and is also great for a beginner looking for more volume and a drier ride. The Y features a super stable platform that is easy to roll and not so easy to flip!



*Note: the Y model is actually a creeker

Luke Hopkins follows Sam Drevo down the line in Davenport, California. Look for this headcam footage in the 2006 Wave Sport video.

ER PORT
WAVE SPORT WAVESPORT WAVESPORT WAV
R FLYER FLYER FLYER FLYER FLYER
VESPORT WAVESPORT WAVESPORT
VESPORT WAVESPORT WA ES





WAVE SPORT IS NO STRANGER TO THE OCEAN.

In 2005 we deepened the relationship with our own surf kayak; the Flyer. Stuart Mounsey and surf kayak World Champion Johnny Grossman designed this boat to merge the traditional surf kayak's speed with a white-water kayak's agility. Drop in, maintain the green and throw snappy cutbacks, floaters, helixes, flip turns and air blunts.sorry, nasty tricks not included.



LOOK
FOR MORE DEVELOPMENTS

ON THE
SURF KAYAK FRONT
IN 2006!



OUTFITTING

"Solid, simple to adjust fittings that allow a really positive and comfortable fit right from the start."

-Playboating Magazine review



F.A.T.™ OUTFITTING

(FIT ADJUSTMENT TECHNOLOGY)

FAT™ 2.0

- Fully adjustable thigh hook system.
- Padded seat with adjustable position, height and leg cant.
- Molded adjustable backband.
- Adjustable sculpted hip pads.
- NEW: Ratcheting Backband System

FAT™ 4.0

Taking our revolutionary outfitting one step further.

- Lighter, more comfortable bulkhead system
- Newly designed thigh ratchet backband
- Lighter, more ergonomic seat

The X, Y and Z are fitted with Wave Sport basic outfitting which includes:

Molded thighbraces, adjustable footbraces, adjustable back band, molded seat pad and hip pads.

Your boat connects you to the water. Outfitting connects you to your boat. You want to 'feel' the water with your boat. In order to do this effectively you need outfitting that is comfortable, simple, snug and easily adjustable with multiple contact points.

In 1999 Wave Sport launched Fit Adjustment Technology (F.A.T.™) and revolutionized kayak outfitting. Since then we've continuously improved on the F.A.T.™ platform to increase comfort with a simple, adjustable interface. F.A.T.™ outfitting takes body/boat interaction to a new level, blurring the line between boat and body.



OUTFITTING OUTFITTING OUTFITTING OUTFITTING OUTFITTING OUTFITTING OUTFITTING OUTFITTING OUTFITTING OUTFITTING

WAVE SPORT WAVE SPORT WAVE SPORT WAVE SPORT WAVE SPORT WAVE SPORT WAVE SPORT WAVE SPORT WAVE SPORT WAVE SPORT





BOAT

Layers - All Layers

Name	
DECK LINES	
SURFACES	
COCKPIT	
STATIONS	
EZ	
EZ X400S	
DIESEL 65	

Curvature Graph

Display scale
114

Density
1

Curve Hair

Surface Hair

Add Objects

Layers - All Layers

Name	
HULL LINE	
HULL LINE	
DECK LINE	
SURFACES	
COCKPIT	
STATIONS	
HEMI_PRO	
EZ	
EZ X400S	
DIESEL 65	

Big waves are ephemeral, but a jet-ski and lake are consistently available. Dan Blackburn works on technique and style at 30mph, accurately simulating the big wave bounce.

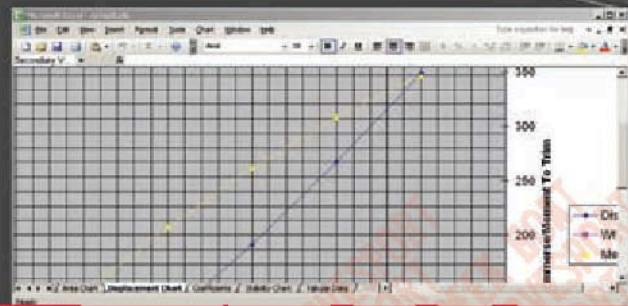
Ben Guska



Untitled - Notepad

File Edit Format View Help

Back in 2003 we decided it was time to work on a new creeker. But designing a new creeker involves more than just the hull design. New outfitting and safety features are just as important. For this reason we began the design process knowing it would take a few years to come full circle. Now the time has come and in the summer of 2006 Wave Sport's first full-on creeker over six years will be ready.



THE
TIME
HAS COME



PERFORMANCE. COMFORT. STYLE.



Big waves are ephemeral, but a jet-ski and lake are consistently available. Dan Blackburn works on technique and style at 30mph, accurately simulating the big wave bounce.

Ben Guska



PERFORMANCE
COMFORT.
STYLE

SINCE THE BEGINNING. Back in 1986, in a small Steamboat Springs, Colorado factory, the Wave Sport crew committed themselves to designing boats that exceed expectations. Quite a few of those original 'old school' Wave Sport employees and athletes are still around. Their legacy lives on today along with the 'new school' crew, helping Wave Sport design boats that perform at the highest possible level, offer exceptional comfort and have a simple, functional, unique style all their own. We never forget it's the lifestyle that drives the whole process, because we live it. Instead of sitting in an office relying on input from the field, we take the office on the road, travelling wherever necessary to get the information we need. With a laptop and cell phone, the office is right beside the river.

See you on the river!



TECHNICAL GEAR AND APPAREL



NEO SOCKS

- ultra-hardwearing
- ArmorTex soles
- SupraTex reinforcement
- low profile design
- sizes XS, S, M, L, XL and XXL.




PROTEUS

- freestyle PFD550 denier cordura nylon shell
- simple, low profile design
- 15.5lbs. of flotation
- USCG approved
- sizes XS/S, M/L and XL/XXL



PRO ARMOR TEX

- hardwearing 3.5mm neoprene
- partial ArmorTex™ reinforcement
- glued, stitched and taped seams
- 9mm high-tension bungee
- sticky latex under edge of skirt
- 'Clippable' release handle
- waist sizes XS, S, M and L
- cockpit Min/Std/Max



Jimmy Blakeney gets dizzy in a Project 52 on the Tallapoosa river, Alabama.

📷 Tanya Shuman





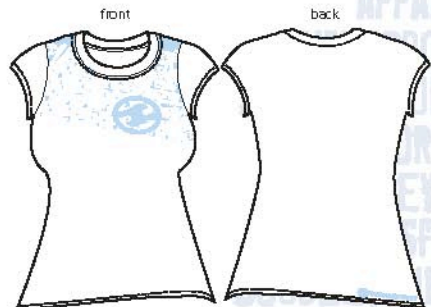
unisex long sleeve raglan tee



trucker hat



men's short sleeve tee



women's short sleeve tee



*“Wave Sport, who continually pushes the boundaries of paddling through boat design and their team of paddlers, was recognized by its peers as the ‘Best Pro Team’ and Team Wave Sport paddler Tanya Shuman was recognized with the ‘Playa’ award as the year’s top female playboater. Additionally, Wave Sport’s promotional video doubleyouess was runner up in the ‘Best Film’ category.
-as seen in Kayak & Paddler Magazines 2005 “Pro Picks” awards*

Ben Guska pops an airwheel for the crowd during FibArk in Salida, Colorado, one of the biggest events (and parties) of the year.

Robert Peerson



DOUBLEYOUSS

Team Wave Sport is doubleyouess. They're a huge part of our performance driven approach to design. Kayaking is their life, and they travel the world searching for new rapids, new waves and new adventures. These incredible athletes are an integral part of the Wave Sport family. All the experience they gather in the field is brought into the design room, and ultimately to you. Revolutionary designs start with ideas generated by our athletes and in-house design team. Once a new design is created, we push it to the limits, redefine the sport, and come back to the table with a refined set of performance demands. Then we do it all over again. This process is responsible for all of our designs, and is the reason every one of them performs so well.

Journey over to wavesport.com to learn more about our team. You'll find the latest news, trip reports, event coverage, product features, reviews, journal entries, regional athlete spotlights, and plenty of eye candy to keep you occupied at work...

GLOBAL

Tanya Shuman
Bryan Kirk
Tanya Faux
Luke Hopkins
Jimmy Blakeney
Tyler Curtis
Sam Drevo
Deb Pinniger
Todd Baker
Ben Guska
Rusty Sage

NORTH AMERICA

Katie Selby
Brian Jennings
LJ Groth
Joel Kowalski
David Neiuwenhuis
Jed Selby
Ruth Gordon
Hanna Farrar
Robert Peerson
Karen Roy
Dan Simenc
Damon Bungard
Robin Betz
Charlie Mixx
Jeremy Adkins
Joe Stumpfel
Karl Moser
Josh Matsel
Jason Beakes

EUROPE

Olaf Obsommer
Ingrid Schlott
Nico Chassing
Jutta Kaiser
Seppi Strohmeier
Simon Strohmeier
Moe Kelleher
Lenka Novotna
Lenny Kelleher
Nico Langer



DOUBLEYOUSS
WAVESPORT
DOUBLEYOUSS
WAVESPORT
DOUBLEYOUSS
DOUBLEYOUSS.COM

DOUBLE ~~WAVE~~ LESS



From the beginning, Team Wavesport athletes have been travelling the world in pursuit of a unique lifestyle. From Coaching to clinics, World Championships to waterfalls, first descents to free



style innovation, these athletes have all helped push the sport of kayaking forward. Their dedication to the whitewater lifestyle helps Wave Sport create the best gear for pursuing this passion.



Wave Sport has been the largest philanthropic industry supporter of American Whitewater for the past two years. Please help us fight the good fight, join today at www.americanwhitewater.org.

Wave Sport kayaks, are available through independent distributors throughout Australia, Asia, Africa, and Europe

Wave Sport USA
3761 Old Glenola Road
Trinity, North Carolina
USA 27370

\$2

Wave Sport Canada
345 Herbert Street
PO Box 730
Gananoque, Ontario
Canada K7G 2V2

\$3

www.wavesport.com/ www.doubleyouess.com

© Wavesport, 2004 Part Number 3579-3061 

Tyler Curtis in the midst of a Norwegian journey.