



perception[®]
KAYAKS

2025
KAYAK MODELS



perception® KAYAKS

TRIUMPH 13

The Triumph 13 proves that performance is not something only offered in a sit-inside kayak. Its hull has evolved from our touring line, making it speedier and easier to paddle than other sit-on-top kayaks on the market.

With a distinct hull chine and an upswept flared bow, the Triumph will cut through chop and deliver a stable and predictable ride. Impressive glide and top speed makes forward paddling efficient whilst the highly manoeuvrable and stable hull delivers a versatile and forgiving craft.

Designed to perform efficiently in the ocean swell, coastal waters, estuaries, lakes and rivers; this kayak is ideal for anyone focused on performance but wanting the flexibility of a sit-on top kayak.

SPECIFICATIONS

LENGTH	WIDTH	WEIGHT	CAPACITY
409 cm 13' 5"	75 cm 30"	27 kg 60 lbs.	160 kg 352 lbs.

AVAILABLE COLOURS



Dapper




Sunset



Sea Spray

FEATURES & BENEFITS

- RETRACTABLE CARRY HANDLES
- LARGE OVAL STORAGE HATCH
- MOULDED IN FOOTRESTS
- EASY REACH CENTRE HATCH WITH BAG
- PADDLE / ROD PARK
- MOULDED IN CHILD SEAT
- MOULDED THROUGH SIDE HANDLES
- COMFORT SEAT & BACKREST
- ACCESSORY ATTACHMENT POINTS
- SELF BAILING SYSTEM
- TRACKING HULL
- STOWAGE RECESS WITH BUNGEE
- RUDDER CAPABLE (KIT SOLD SEPARATELY)
- SKID PLATE





perception® KAYAKS

CAROLINA 12

The Carolina 12 has been referred to as “a sea kayak in miniature” by admiring observers...

Our most compact, twin hatched touring kayak gives reliable tracking and stability that begs you to explore further. Its smooth lines are matched by swift performance and outfitting that provides dependable control. All round versatility enables you to enjoy day and overnight trips on a variety of waters.

This is the shortest of our boats to feature front and rear hatches and makes maximum use of storage opportunities for your equipment. The Carolina 12 is perfect if you are looking for a true tracking kayak that will turn easily when required.

SPECIFICATIONS

LENGTH	WIDTH	WEIGHT	CAPACITY
366 cm 12'	66 cm 26"	22 kg 49 lbs.	125 kg 275 lbs.

AVAILABLE COLOURS



Dapper



Sunset



Sea Spray

FEATURES & BENEFITS

- RETRACTABLE CARRY HANDLES
- BOW STORAGE HATCH & BULKHEAD
- ADJUSTABLE PEDAL FOOTRESTS
- BUNGEE DECK RIGGING
- TRACKING CHANNELS IN HULL
- PADDED THIGH BRACES
- ZONE DLX SEAT WITH LEG LIFTERS
- EASY ACCESS COCKPIT
- REFLECTIVE DECK SAFETY LINE
- OVAL STORAGE HATCH & BULKHEAD





perception® KAYAKS

CAROLINA 14

The Carolina 14 is longer and narrower than the Carolina 12 for additional speed and directional control on anything from flat water to coastal swells. It's loved by paddlers of all abilities for its stable and easy to handle characteristics, taking you further with the minimum of effort.

Quick, true tracking hull combines a V-shaped bow and stern for excellent directional stability. Add soft chines and a shallower profile under the cockpit area and you have a design that not only paddles phenomenally but is equally as stable, forgiving and easy to handle

A roomy cockpit provides the chance to relax on easier waters and instils confidence to take on greater challenges. The Carolina 14 with its ample storage space carries all the equipment you need wherever you set your boundaries.

SPECIFICATIONS

LENGTH	WIDTH	WEIGHT	CAPACITY
427 cm 14'	62 cm 24.5"	24 kg 53 lbs.	136 kg 300 lbs.

AVAILABLE COLOURS



Dapper



Sunset



Sea Spray

FEATURES & BENEFITS

- RETRACTABLE CARRY HANDLES
- BOW STORAGE HATCH & BULKHEAD
- ADJUSTABLE PEDAL FOOTRESTS
- BUNGEE DECK RIGGING
- TRACKING CHANNELS IN HULL
- PADDED THIGH BRACES
- ZONE DLX SEAT WITH LEG LIFTERS
- EASY ACCESS COCKPIT
- REFLECTIVE DECK SAFETY LINE
- OVAL STORAGE HATCH & BULKHEAD
- RUDDER CAPABLE (KIT SOLD SEPARATELY)





perception® KAYAKS

PRODIGY 14.5T

A tandem kayak built with one goal in mind – pure fun. A great tandem is more than a solo kayak with an extra seat, and the Prodigy 14.5 Tandem delivers on that promise - with a rocker profile focused on speed, tracking and minimal noise when paddling through flatwater and light currents.

Most importantly, ergonomics and comfort are a must. The tandem outfitting features a pair of ultra-comfortable Zone DLX seats with multiple adjustment options, including height adjustable backrests and leg lifter support to reduce leg fatigue. Whether paddling with pets, kids or adults, the outfitting can be configured perfectly for any journey.

From relaxing, to birdwatching, to camping, the Prodigy II is the tandem that paddlers will be asking about.

SPECIFICATIONS

LENGTH	WIDTH	WEIGHT	CAPACITY
442 cm 14' 6"	79 cm 31"	33 kg 73 lbs.	250 kg 550 lbs.

AVAILABLE COLOURS



Sunset



Sea Spray

FEATURES & BENEFITS

- RETRACTABLE CARRY HANDLES
- BUNGEE DECK RIGGING
- TRACKING CHANNELS IN HULL
- ZONE DLX SEATS WITH LEG LIFTERS
- ADJUSTABLE PEDAL FOOTRESTS
- SPACIOUS OPEN COCKPIT
- ADD-IN KIDS SEAT (SOLD SEPARATELY)
- STERN STOWAGE HATCH & BULKHEAD
- RUDDER CAPABLE (KIT SOLD SEPARATELY)
- SKID PLATE





perception® KAYAKS

EXPRESSION 11

A sleek crossover between a recreational and touring kayak, the Expression 11 features a stable and manoeuvrable design that is built to handle a multitude of water environments - from lakes, ponds and bays, to slow rivers and mild coastal waters for the more experienced paddler.

Designed with beginner to intermediate paddlers in mind, the Expression's paddling performance builds confidence and skill and is the ideal stepping stone into the world of touring. The hull design of the Expression 11 is a perfect balance of overall stability without sacrificing manoeuvrability. The shorter length is more user-friendly for people who don't want to master a longer touring kayak.

SPECIFICATIONS

LENGTH	WIDTH	WEIGHT	CAPACITY
353 cm 11' 7"	65 cm 25.75"	20 kg 44 lbs.	114 kg 250 lbs.

AVAILABLE COLOURS



Dapper



Sunset



Deja Vu



Sea Spray

FEATURES & BENEFITS

- RETRACTABLE CARRY HANDLES
- REFLECTIVE DECK SAFETY LINE
- BUNGEE DECK RIGGING
- ADJUSTABLE PEDAL FOOTRESTS
- ADJUSTABLE PADDED THIGH BRACES
- ZONE DLX SEAT WITH LEG LIFTERS
- PERFORMANCE HULL
- OVAL STORAGE HATCH & BULKHEAD
- TRU-TRAK SKEG SYSTEM





perception® KAYAKS

EXPRESSION 14

The Expression 14 is an ideal fit for small to medium size paddlers. Snugger ergonomics give close control while tailored volume distribution provides a more responsive ride.

Scenic lakes and coastal swells can be equally exhilarating... no matter where your aspirations lie, if you want to experience them to the full, the Expression range will take you there.

Graceful and stylish lines immediately catch your eye and it's not just the looks that are stunning. The complex hull delivers true tracking and speed from a strong V-shape at each end with a shallow-V running between. A smooth rocker and rounded chines give free flowing movement when needed for quick turns or agility in the surf. With an upswept, flared bow the Expression revels in the chance to cut through chop and ride the waves.

SPECIFICATIONS

LENGTH	WIDTH	WEIGHT	CAPACITY
442 cm 14' 6"	59 cm 23.25"	24 kg 53 lbs.	136 kg 300 lbs.

AVAILABLE COLOURS



Dapper



Sunset



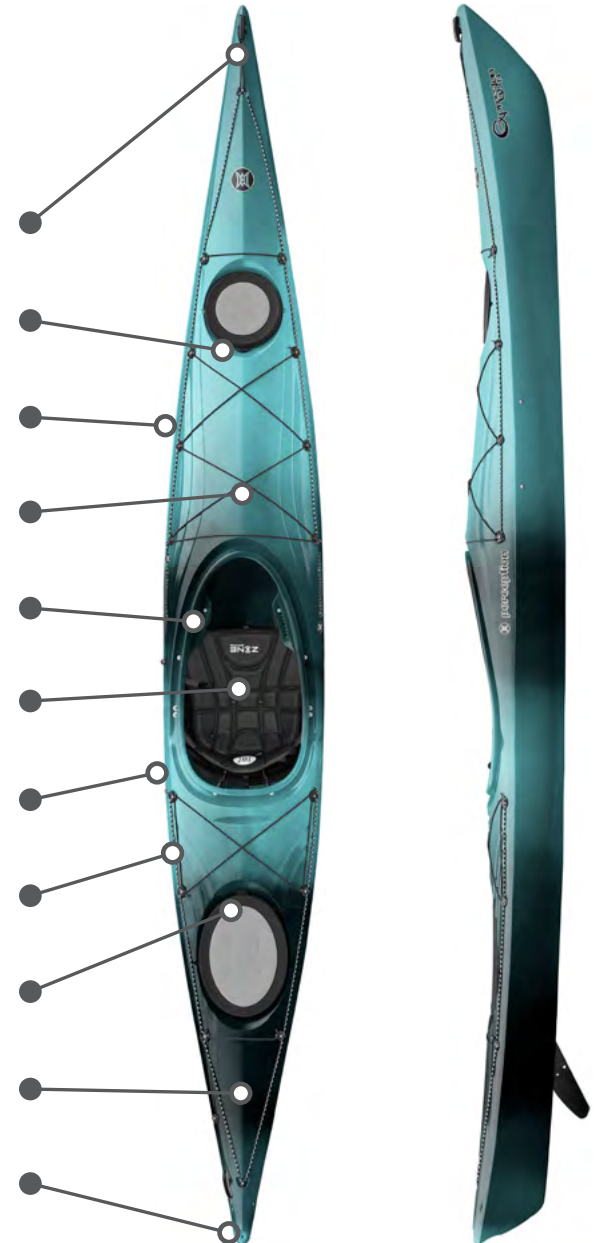
Deja Vu



Sea Spray

FEATURES & BENEFITS

- RETRACTABLE CARRY HANDLES
- BOW STORAGE HATCH & BULKHEAD
- ADJUSTABLE PEDAL FOOTRESTS
- BUNGEE DECK RIGGING
- ADJUSTABLE PADDED THIGH BRACES
- ZONE EXP SEAT WITH LEG LIFTERS
- PERFORMANCE HULL
- REFLECTIVE DECK SAFETY LINE
- OVAL STORAGE HATCH & BULKHEAD
- TRU-TRAK SKEG SYSTEM
- RUDDER CAPABLE (KIT SOLD SEPARATELY)





perception® KAYAKS

EXPRESSION 15

The Expression 15 has a touch more length and volume than the Expression 14. This gives more space and forgiveness for average to large paddlers and carries heavier loads without compromising on its handling abilities.

Scenic lakes and coastal swells can be equally exhilarating... no matter where your aspirations lie, if you want to experience them to the full, the Expression range will take you there.

The complex hull delivers true tracking and speed from a strong V-shape at each end with a shallow-V running between. A smooth rocker and rounded chines give free flowing movement when needed for quick turns or agility in the surf. With an upswept, flared bow the Expression revels in the chance to cut through chop and ride the waves.

SPECIFICATIONS

LENGTH	WIDTH	WEIGHT	CAPACITY
456 cm 15'	61 cm 24"	26 kg 57 lbs.	140 kg 308 lbs.

AVAILABLE COLOURS



Dapper



Sunset




Deja Vu



Sea Spray

FEATURES & BENEFITS

- RETRACTABLE CARRY HANDLES
- BOW STORAGE HATCH & BULKHEAD
- ADJUSTABLE PEDAL FOOTRESTS
- BUNGEE DECK RIGGING
- ADJUSTABLE PADDED THIGH BRACES
- ZONE EXP SEAT WITH LEG LIFTERS
- PERFORMANCE HULL
- REFLECTIVE DECK SAFETY LINE
- OVAL STORAGE HATCH & BULKHEAD
- TRU-TRAK SKEG SYSTEM
- RUDDER CAPABLE (KIT SOLD SEPARATELY)





perception® KAYAKS

ESSENCE 16

The thrill and experience of sea kayaking isn't just for experts... however if your expedition requires a map, then you're going to need the added speed, comfort and storage found in the Essence

The Essence 16 is ideal if your paddling style suits a slightly livelier and more nimble ride. Snugger ergonomics than the Essence 17 allow for close control and also give a great fit for smaller paddlers.

A strong V-shaped bow and stern with defined chines provide true directional stability and splendid edge control. Predictable handling, manoeuvrability and impressive forward speed gives paddlers all the performance needed for that great expedition. Good initial and secondary stability will allow you to take your sea touring experiences to new levels, whether you are an expert or developing your paddling skills.

SPECIFICATIONS

LENGTH	WIDTH	WEIGHT	CAPACITY
500 cm 16' 5"	57 cm 22"	26 kg 57 lbs.	150 kg 331 lbs.

AVAILABLE COLOURS



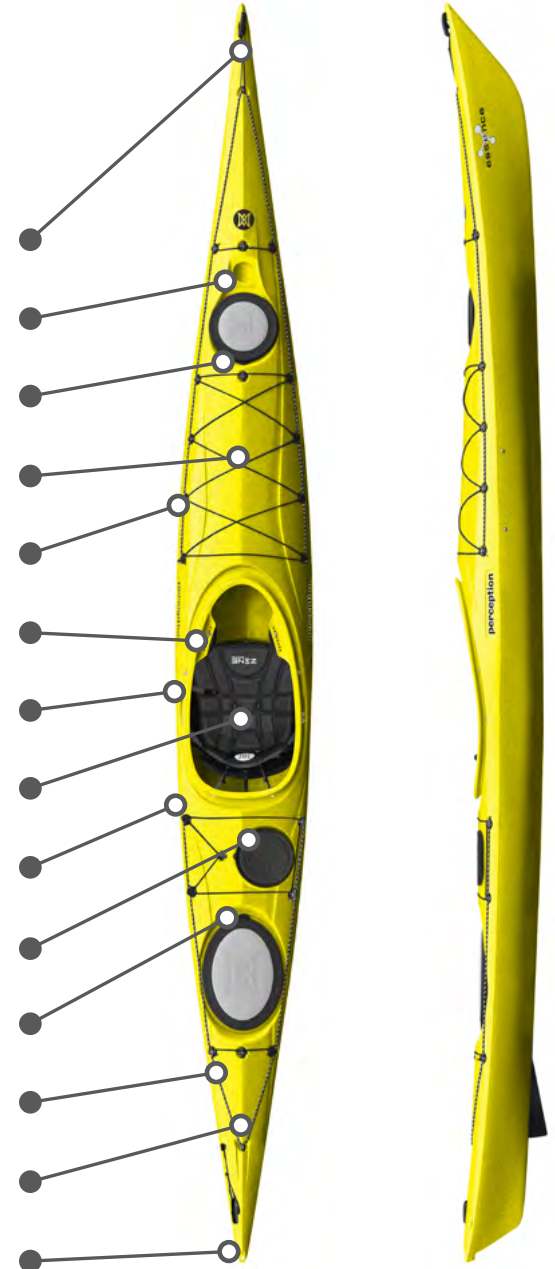
Red



Yellow

FEATURES & BENEFITS

- RETRACTABLE CARRY HANDLES
- BOW COMPASS RECESS
- BOW STORAGE HATCH & BULKHEAD
- BUNGEE DECK RIGGING
- ADJUSTABLE PEDAL FOOTRESTS
- ADJUSTABLE PADDED THIGH BRACES
- SKEG SLIDER CONTROL
- ZONE EXP SEAT WITH LEG LIFTERS
- PERFORMANCE HULL
- DAY STORAGE HATCH & BULKHEAD
- OVAL STORAGE HATCH & BULKHEAD
- REFLECTIVE DECK SAFETY LINE
- TRU-TRAK SKEG SYSTEM
- RUDDER CAPABLE (KIT SOLD SEPARATELY)





perception® KAYAKS

ESSENCE 17

The thrill and experience of sea kayaking isn't just for experts... however if your expedition requires a map, then you're going to need the added speed, comfort and storage found in the Essence

The Essence 17 has a touch more length and volume than the Essence 16. This gives more space and forgiveness for average to large paddlers and carries heavier loads without compromising on its handling abilities.

A strong V-shaped bow and stern with defined chines provide true directional stability and splendid edge control. Predictable handling, manoeuvrability and impressive forward speed gives paddlers all the performance needed for that great expedition. Good initial and secondary stability will allow you to take your sea touring experiences to new levels, whether you are an expert or developing your paddling skills.

SPECIFICATIONS

LENGTH	WIDTH	WEIGHT	CAPACITY
518 cm 17'	58 cm 23"	28 kg 62 lbs.	160 kg 353 lbs.

AVAILABLE COLOURS



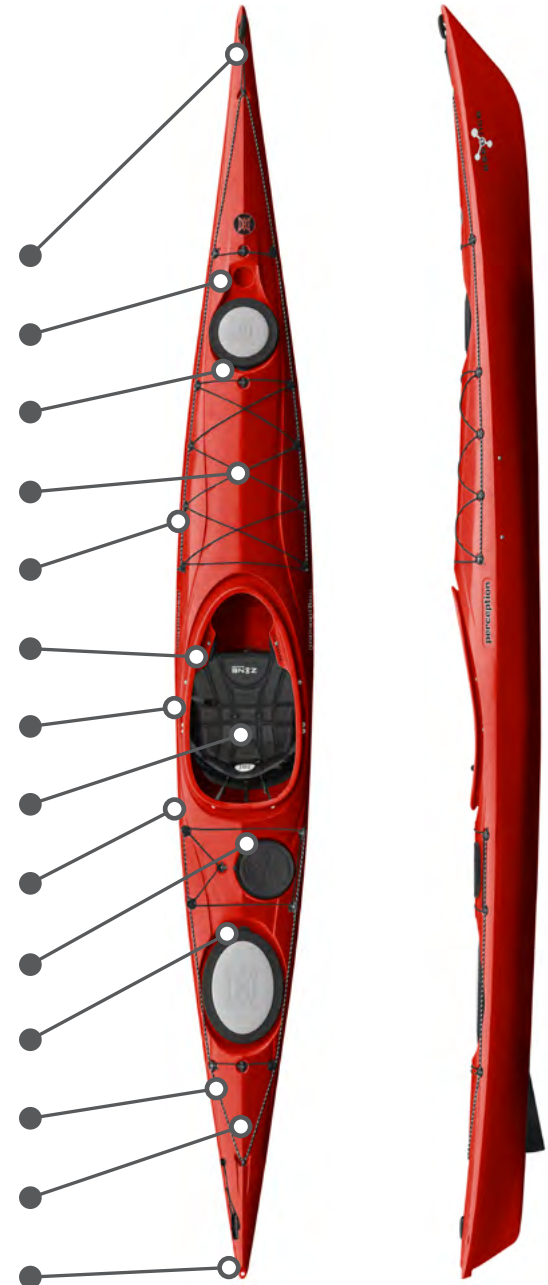
Red



Yellow

FEATURES & BENEFITS

- RETRACTABLE CARRY HANDLES
- BOW COMPASS RECESS
- BOW STORAGE HATCH & BULKHEAD
- BUNGEE DECK RIGGING
- ADJUSTABLE PEDAL FOOTRESTS
- ADJUSTABLE PADDED THIGH BRACES
- SKEG SLIDER CONTROL
- ZONE EXP SEAT WITH LEG LIFTERS
- PERFORMANCE HULL
- DAY STORAGE HATCH & BULKHEAD
- OVAL STORAGE HATCH & BULKHEAD
- REFLECTIVE DECK SAFETY LINE
- TRU-TRAK SKEG SYSTEM
- RUDDER CAPABLE (KIT SOLD SEPARATELY)





perception[®]
KAYAKS